


MACQUARIE FIELDS HIGH SCHOOL



Year 8 Assessment and Reporting Guidelines 2021

Contents Page

	Page
Principal's Message	2
Assessment and Reporting Information	3
Common Grade Scale	4
Student Responsibilities	5
What is malpractice?	6
Strategies For Success	7
Using the Library	8
Assessment Schedule	9
 Faculty Information	
English	10
Geography	14
History	16
Languages	19
Mathematics	22
Music	24
Personal Development/Health/Physical Education (PDHPE)	27
Science	30
STEM	32
Visual Arts	34
 Getting support	37
 Advice for the whole school community	38

Principal's Message

Introduction

This *Stage 4 Assessment Policy* booklet is issued to all students in Year 7 to:

- Ensure all students and their parents are fully informed about course requirements, including assessment;
- Ensure all students have advanced warning about the nature of assessment in Stage 4 and the contribution of each task to students' final grade;
- Help students to develop appropriate time management and planning skills and devise a suitable study and revision program;
- Help students understand the importance of working hard towards achieving the course outcomes to the best of their ability in addition to regular school attendance.

The transition from Primary to Secondary

All the Years 7 – 10 syllabuses support the transition between primary and secondary schooling by building on the knowledge and skills that students develop in Years K – 6. The courses of study also form the foundation for progressing beyond Year 10 to the Higher School Certificate and post school options, including further study and employment.

The assessment program for Stage 4 supports the primary to secondary transition by providing to teachers, as well as students themselves, an important indicator of progress. It helps to diagnose learning difficulties or specific areas of weakness as well as quantifying levels of knowledge, skills and understanding of key concepts within each course. Methods of assessment may vary considerably from one course to another and may include pen and paper tests, checklists, essays, assignments, practical work, portfolios, performances and field studies.

Extended Leave – Travel

From the beginning of 2015, family holidays and travel are no longer considered acceptable reasons for leave from school under the ***Exemption from School – Procedures***. Travel outside of vacation periods is now counted as an absence from school. Travel is considered to be domestic or international travel for the purpose of a holiday, family business, bereavement or other reasons, which should be specified on the application.

Please note:

- The Principal will determine if the leave requested is in the best educational interests of the student.
- If the *Application for Extended Leave – Travel* is approved, the student will need to complete and submit an *Illness/Misadventure* form, along with the *Certificate of Extended Leave – Travel* to the Assessment Committee. (Present this to Mrs the Deputy Principal assigned to your year group)
- If the *Application for Extended Leave – Travel* is declined and the student is absent for an assessment task or examination, the student will be awarded a ***mark of zero***.

I trust that all students will put their best efforts into their Stage 4 studies, attend school regularly and complete all requirements of each course, asking for additional support at an early stage should be accessably be an issue. It is important that students follow the requirements outlined in this booklet as they will prepare students for the more rigorous requirements in the years ahead.

Determined effort, with support from family and teaching staff, is the key to success at all levels of schooling. I wish you all the very best for your future studies!

Mrs Karyn O'Brien

Principal

Assessment and Reporting Information

What is Assessment?

Assessment is the broad name for the collection and evaluation of evidence of a student's learning. It is integral to teaching and learning and has multiple purposes. Assessment can enhance student engagement and motivation, particularly when it incorporates interaction with teachers, other students and a range of resources.

In assessing students, teachers consider the effect that assessment and feedback have on student motivation and self-esteem, and the importance of the active involvement of students in their own learning. (NESA 2018)

Assessment:

- provides opportunities for teachers to gather evidence about student achievement in relation to syllabus outcomes
- enables students to demonstrate what they know and can do
- clarifies student understanding of concepts and promotes deeper understanding
- provides evidence that current understanding is a suitable basis for future learning. (NESA 2018)

Assessment task should:

- be valid and be based on syllabus outcomes(**regular curriculum and or life skills**)
- include criteria to clarify for students what aspects of learning are being assessed
- enable students to demonstrate their learning in a range of different contexts
- be reliable, be free from bias and provide evidence that accurately represents a student's knowledge, understanding and skills
- enable students and teachers to use feedback effectively and reflect on the learning process
- be inclusive of and accessible for all students
- be part of an ongoing process where progress is monitored over time. (NESA 2018)

Year 8 Reports

Students in Year 8 are issued with reports at the end of Semester 1 and Semester 2. Teachers use information obtained from course work completed to form a grade for each semester.

Teachers use the **common grade scale (refer to below)** to describe a student's achievement in a particular subject.

The allocated grade is based on the learning experiences that the student has participated in. It is a holistic representation of student's classwork, examinations, assessment tasks and teacher reflection on a student's achievement.

About the Common Grade Scale

The Common Grade Scale shown below can be used to report student achievement in both primary and junior secondary years in all NSW schools.

The Common Grade Scale describes performance at each of five grade levels

The student has an extensive knowledge and understanding of the content and can
A readily apply this knowledge. In addition, the student has achieved a very high level of competence in the processes and skills and can apply these skills to new situations.

The student has a thorough knowledge and understanding of the content and a high
B level of competence in the processes and skills. In addition, the student is able to apply this knowledge and these skills to most situations.

C The student has a sound knowledge and understanding of the main areas of content and has achieved an adequate level of competence in the processes and skills.

D The student has a basic knowledge and understanding of the content and has achieved a limited level of competence in the processes and skills.

The student has an elementary knowledge and understanding in few areas of the
E content and has achieved very limited competence in some of the processes and skills.

Note: Grade scales may not apply on reports for students studying life skills.

Student Responsibilities



Assessment procedures

Sickness:

Students must attend school on the date of a task or date the task is due. If a student is sick and cannot attend, a note of explanation from a parent/guardian should be presented to the Head Teacher/class teacher of the faculty.

If a student fails to complete a task due to illness and the Head Teacher considers the student has a valid reason in writing, an alternate time to complete the task may be granted or a mark may be awarded based on a substitute task.

Where there is no valid reason for not completing an assessment task, a deduction of 50% of the total grade should be deducted in the first week that the assessment is late.

If the task is over a week late, a zero will be issued and an assessment warning letter (or parent phone call) will be the consequence.

The assessment task still needs to be completed by the student.

Misadventure:

If an event beyond the student's control allegedly prevented the student from attending the assessment task on the date a task was due (e.g., a car accident) a written explanation from a parent/guardian should be completed.

If a student fails to complete a task due to misadventure and the Head Teacher considers the student has a valid reason in writing, an alternate time to complete the substituted task may be granted.

Where there is no valid reason for not completing an assessment task, a deduction of 50% of the total grade should be deducted in the first week that the assessment is late.

If the task is over a week late, a zero will be issued and an assessment warning letter (or parent phone call) will be the consequence.

The assessment task still needs to be completed by the student.

Hand in Tasks

Hand-in tasks should be submitted to the teacher / faculty as specified on the notification of the assessment task.

Where there is no valid reason for not completing an assessment task, a deduction of 50% of the total grade should be deducted in the first week that the assessment is late.

If the task is over a week late, a zero will be issued and an assessment warning letter (or parent phone call) will be the consequence.

The assessment task still needs to be completed by the student.

What is malpractice?

Malpractice is **any activity** undertaken by a student **that allows him/her to gain an unfair advantage over others or places other students at a disadvantage**. It includes, but is not limited to:

- copying someone else's work in part or in whole, and presenting it as one's own
- using material directly from books, journals, recordings, CDs or the Internet without reference
- building on the ideas of another person without reference to the source
- buying, stealing or borrowing another person's work and presenting it as one's own
- submitting work to which another person, a parent, coach or expert has contributed substantially
- using words, ideas, designs or the work of others in practical and performance tasks
- paying someone to write or prepare material
- not making a genuine effort with an assessment task
- contriving false explanations to explain work not handed in by the due date
- assisting another student to engage in malpractice.

6 Strategies For Success



1. **Be punctual and attend timetabled lessons**

All children under the age of 17 are required by law to attend school regularly. The Department of Education and Communities requires that students must attend every school day unless ill. Research has shown a strong correlation between high attendance rates and higher academic achievement (2015 MFHS School Diary)

2. **Use your 2021 school diary**

Your school diary should be used to help with the organisation of tasks to be completed

3. **Be mindful of the need to meet deadlines.**

Your school diary and assessment overview can help with this

4. **Speak to your Teacher/Faculty Head Teacher if you need additional help with any course work.**

Your Teachers and the Faculty Head teacher are here to support you in your learning. Please do not hesitate to raise any concerns you may have.

5. **Communicate with your parents**

It is important to speak to your parents in regards to what work you are doing in class and what pieces of work are due. Your parents maybe able to give you support and help in organising your work.

6. **Be an enthusiastic learner who is striving for improvement**

Your attitude towards your learning is a very powerful thing. All students have the ability to improve their learning. Learning is a lifelong process.

Using the Library

Support from Miss Hannaford and library staff

Using the Library

The library provides an ever increasing range of resources to support students in their learning and recreational reading. The library focuses on the development of information literacy by providing access to print and non print resources. Our operational philosophy is:

"Macquarie Fields High School Library is more than just four walls; it is the world, twenty four hours a day, seven days a week."

Library hours are **8.00 am to 3:20pm**. The Library is closed during recess every Friday. The student ID card issued in Year 7 and then renewed in Years 9 and 11 also serves as the student borrowing and printing card, however, if replacement cards are required a cost of \$10.00 will be incurred.

The Library facility is managed by the Teacher Librarian Miss Hannaford supported by two School Administrative Officers- Mrs Majarich and Ms Corrigan.

Accessing the Library Collection

To meet the 21st Century information needs of our school community, the library catalogue and many parts of the digital library collection can be accessed via our online catalogue. Go to the student portal and click on the **Visit your school library online** link.

This link in the student portal is available both at school and at home.

How many books can a student borrow?

Year 7 students may borrow 2 Non Fiction books and 2 Fiction books for 14 days.

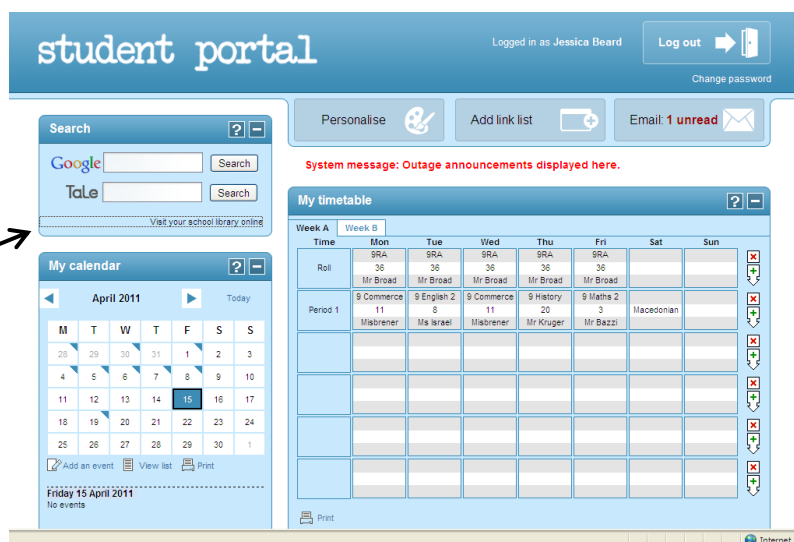
Encouraging Ethical Scholarship

Students are strongly encouraged to use images, videos and sounds in projects that are available through Creative Commons. Creative Commons is where the owner of the original media has given permission upfront for other people to use their material. Please read the guide on Creative Commons which includes how to search for media licensed under Creative Commons.

How to Reference in Assignments

Students are strongly encouraged to use a wide range of resources for completing assignments including books, online databases, websites, video, podcasts and journals. As ethical scholars, it is essential that students submit a reference list outlining what resources were used or cited in the assignment. Our school uses Harvard Referencing format.

A copy of the information skills process sheet has been attached at the back of this booklet



Year 8 Assessment Planner 2021

	Week 1	Week 2	Week 3	Week 4	Week 5	Week 6	Week 7	Week 8	Week 9	Week 10	Week 11
Term 1				MATHEMATICS	MUSIC	HISTORY	PDHPE GEOGRAPHY	ENGLISH MATHEMATICS	LANGUAGES	SCIENCE ENGLISH STEM MUSIC VISUAL ARTS	
Term 2	MATHEMATICS		VISUAL ARTS	MATHEMATICS LANGUAGES ENGLISH MUSIC	HISTORY MUSIC	GEOGRAPHY		MATHEMATICS	SCIENCE	ENGLISH STEM	
Term 3	MATHEMATICS				MATHEMATICS	HISTORY MATHEMATICS	MUSIC GEOGRAPHY VISUAL ARTS	MATHEMATICS LANGUAGES ENGLISH	SCIENCE MUSIC	ENGLISH PDHPE STEM MUSIC	
Term 4	MATHEMATICS		SCIENCE VISUAL ARTS	ENGLISH LANGUAGES MATHEMATICS	MATHEMATICS ENGLISH HISTORY MUSIC	GEOGRAPHY ENGLISH		MATHEMATICS ENGLISH		MATHEMATICS STEM	

THIS IS A GUIDE ONLY. SOME FACULTIES MAY NEED TO MOVE ASSESSMENT DATES DUE TO SCHEDULE ISSUES, NOT ALL ASSESSMENTS APPEAR ON THIS PLANNER.

English

Course Description

The study of English in Years 7–10 aims to develop students' knowledge, understanding, appreciation and enjoyment of the English language and to develop their skills as effective communicators.

Students develop their control of language by reading and viewing a range of texts and by writing imaginative, interpretive and critical texts with clarity and accuracy for a range of purposes and audiences. Students engage with and explore literature of past and contemporary societies, as well as a range of spoken, visual, media and multimedia texts.

What will students learn?

Students learn to develop clear and precise skills in writing, reading, listening, speaking, viewing and representing. For example, in developing writing skills, students learn about sentence structures, grammar, punctuation, vocabulary and spelling.

Students study a range of texts including fiction, nonfiction, poetry, films, media, multimedia and digital texts. The texts give students experience of Australian literature and insights into Aboriginal experiences and multicultural experiences in Australia, and experience of literature from other countries and times including texts that provide insights about the peoples and cultures of Asia.

Students also study texts that give experience of cultural heritages, popular cultures and youth cultures, picture books, everyday and workplace texts, and a range of social, gender and cultural perspectives. Students experience Shakespearean drama in Stage 5 (Years 9 and 10).

Students develop their skills, knowledge and understanding so that they can use language and communicate appropriately, effectively and accurately for a range of purposes and audiences, in a range of contexts. They learn to think in ways that are imaginative, interpretive and critical. They express themselves and their relationships with others and the world, and reflect on their learning in English.

Year 8 Assessment Schedule
COURSE: English

Semester 1		Semester 2		
<i>Persuasive Like me project</i>	<i>Ways of Telling – Short Stories</i>	<i>Irregular Lines - Close study of poetry and song</i>	<i>Refugees Changes - Area of Study</i>	<i>What's Under the Hood? – Comparative Study</i>
<i>Week 10, Term 1</i>	<i>Week 10, Term 2</i>	<i>Week 8, Term 3</i>	<i>Week 8, Terms 3-4</i>	<i>Week 6, Term 4</i>
Portfolio Task: Visual Representation	Portfolio Task: Narrative	Portfolio Task: Anthology of Compositions	Portfolio Task: Written Response	Enrichment Task: Scripting and Short Performance
ICT Research Task (Week 8, Term 1)	Engagement Mark (Week 4, Term 2)		Portfolio Submission (Week 10, Term 3)	(Week 5, Term 4)
			Yearly Examination (Week 4, Term 4)	

Name: _____

Attributes of student engagement	Always / often	Generally	Seldom
Contributed positively to class activities <i>(includes working as part of a team and completing individual work)</i>			
Actively participated in class discussions with respect for others <i>(includes volunteering your ideas, listening to others, and taking turns)</i>			
Was well prepared for lessons <i>(includes bringing equipment and completing homework)</i>			
Showed initiative <i>(includes wide reading, portfolio planning and completing additional work)</i>			
Put in your best effort! <i>(includes keeping your work neat and organised)</i>			

Teacher: _____

Semester ONE / TWO (circle one)

Engagement Grade:

Semester 1 Outcomes/key concepts

Students learn about the power, value and art of the English language through a meaningful study of units including; a close study of texts, an introduction to the narrative form and poetry and its cultural identity. Students will respond to and compose texts for understanding, interpretation, critical analysis, imaginative expression and pleasure. Through their studies in semester 1, students will use and describe language forms, features and structures of texts appropriate to a range of purposes, audiences and contexts.

Semester 2 Outcomes/key concepts

Students will develop an understanding for the English language and how to express it in a variety of forms through a meaningful study of units including; an Area of Study covering the theme of Challenges, Page to Screen and a Media Study covering a current issue. These units will require students to identify and explain connections between and among texts, as well as demonstrate understanding of how texts can express aspects of their broadening world and their relationships within it. This semester will also see students complete their mandatory ICT product through close adherence to the Information Skills Process. Students completion of the Final Portfolio will be a demonstration of their assessment for, as and of learning.

Geography

Course Description

Geography develops in students an interest in and engagement with the world. Through geographical inquiry students will develop an understanding of the interactions between people, places and environments across a range of scales in order to become informed, responsible and active citizens.

The Geography Years 7–10 course includes Life Skills outcomes and content for students with special education needs.

What will students learn about?

In Years 7–8, students will have the opportunity to explore geographical processes that influence the features of places and environments across a range of scales. They investigate how places are valued differently and interconnections within environments and between people, places and environments. Students learn about geographical phenomena, the liveability of places, and management strategies.

In Years 9–10, students will have the opportunity to explain geographical processes that transform places and environments, and explain the likely consequences of these changes. They analyse interconnections between people, places and environments and propose explanations for distributions, patterns and spatial variations over time and across scales. Students investigate changing environments, global differences in human wellbeing, and strategies to address challenges now and in the future.

What will students learn to do?

Students learn how to undertake geographical inquiry and fieldwork to build and extend knowledge and understanding about people, places and environments. They propose explanations for significant patterns, trends, relationships and anomalies in geographical phenomena. Students learn to apply geographical concepts including place, space, environment, interconnection, scale, sustainability and change to identify questions and guide their investigations.

The study of Geography also provides opportunities for students to learn to use a wide range of geographical tools including maps, fieldwork, graphs and statistics, spatial technologies and visual representations.

Year 8 Assessment Schedule

COURSE: Geography

Focus Areas: Literacy: Spelling, grammar, punctuation, terminology, metalanguage, reading comprehension. Numeracy: Graph drawing and analysis, scale, map projections, geological time and other items. Geography Tools and Skills: Maps, map reading, longitude and latitude, contour lines, climatic graphs, line graphs, synoptic charts as per syllabus. Field Work: To be done around the school, on a Field Trip. <div style="text-align: right;">Topics:</div>	Task 1: Research assignment Terms 1/3 Week 7	Task 2: Semester Examination Terms 2/4 Week 6
	Secondary research investigation into a specific example of water scarcity as experienced by a particular water resource. Water in the World	Semester Examination with literacy and numeracy components. Covering the Water in the World and Interconnections topics. Geographic tools and skills will also be assessed. Water in the World Interconnections
Grades	A-E Awarded as an A-E grade	A-E Awarded as an A-E grade
Outcomes	1,2,3,5,7,8	1,2,3,4,5,6,7,8
Outcomes A student: GE4-1 locates and describes the diverse features and characteristics of a range of places and environments GE4-2 describes processes and influences that form and transform places and environments GE4-3 explains how interactions and connections between people, places and environments result in change GE4-4 examines perspectives of people and organisations on a range of geographical issues GE4-5 discusses management of places and environments for their sustainability GE4-6 explains differences in human wellbeing GE4-7 acquires and processes geographical information by selecting and using geographical tools for inquiry GE4-8 communicates geographical information using a variety of strategies		

History

Course Description

History develops in students an interest in and enjoyment of exploring the past. A study of History provides opportunities for examining events, people and societies from ancient, medieval and modern times, including twentieth-century Australia. Opportunities to develop a deeper understanding of civics and citizenship are a feature throughout the Years 7–10 History syllabus.

The History Years 7–10 course includes Life Skills outcomes and content for students with special education needs

What will students learn about?

In Years 7–8, students explore the nature of history, how historians investigate the past and the importance of conserving our heritage, including the heritage of Aboriginal and Torres Strait Islander Peoples. Aspects of the ancient, medieval and early modern world are studied, including daily life, beliefs and values, law and religion. The nature of colonisation and contact history may also be investigated. One ancient Asian society is a mandatory study.

In Years 9–10, students learn of significant developments in the making of the modern world and Australia. Mandatory studies include Australians at War (World Wars I and II) and Rights and Freedoms of Aboriginal and Torres Strait Islander Peoples. Other topics may include the making of the Australian nation, the history of an Asian society, Australian social history and migration experiences.

What will students learn to do?

Students learn to apply the skills of investigating history, including analysing sources and evidence and sequencing major historical events to show an understanding of historical concepts including change and continuity, causation, contestability and significance. Students develop research and communication skills, and examine different perspectives to develop an empathetic understanding of a wide variety of viewpoints. Students also learn to construct logical historical arguments supported by relevant evidence and to communicate effectively about the past for different audiences and different purposes.



Year 8 Assessment Schedule

COURSE: History - The Ancient World to the Modern World

Focus Areas. Literacy: Essay writing, grammar, spelling, punctuation. Numeracy: Chronology, timelines, dating systems, calendars, sequencing time periods. Historical Concepts and Skills Comprehension: Chronology, terms and concepts, Continuity and change, Cause and Effect Empathic understanding, Significance, Contestability, Research, Explanation and Communication.	TASK 1	TASK 2	FORMATIVE TASK 3
	Terms 1/3 Week 6	Terms 2/4 Week 5	Terms 2/4 Ongoing
	Depth Study 1- Japan under the Shogan Nature Of Task: Battle of Sekigahara Extended Response Source Based Task	Depth Study 2- Medieval Europe Nature Of Task: Medieval Society Source Based Research Task	Nature Of Task: Formative Assessment
Grades	A-E Grade is awarded for this task	A-E Grade is awarded for this task	A-E Grade is awarded for this task
Outcomes	4-5, HT 4-3, 4-6, 4-9	4-1, 4-2, 4-8	HT4-6, HT4-9, HT-10, 4-7

Semester 1 Syllabus Outcomes

Outcome HT4-1 describes the nature of history and archaeology and explains their contribution to an understanding of the past

Outcome HT4-5 identifies the meaning, purpose and context of historical sources

Outcome HT4-6 uses evidence from sources to support historical narratives and explanations

Outcome HT4-8 locates, selects and organises information from sources to develop an historical inquiry

Outcome HT4-9 uses a range of historical terms and concepts when communicating an understanding of the past

Outcome HT4-10 selects and uses appropriate oral, written, visual and digital forms to communicate about the past

Semester 1 Outcomes/key concepts

Course Structure and Focus areas

Depth Study 4: Medieval Europe (c.AD 790 – c.1066)

Depth Study 5: Japan under the Shoguns (c.AD794-1867)

Depth Study 6: The Black Death in Asia, Europe and Africa (14th century plaque)

Languages

Course description

Languages courses provide students with the opportunity to gain effective skills in communicating in the chosen language, to explore the relationship between languages and English, and to develop an understanding of the cultures associated with the chosen language.

For Aboriginal students the study of an Aboriginal language aims to increase self-esteem through an enhanced understanding of their linguistic heritage. It provides them with an ability to communicate in ancestral languages, to obtain skills in language revitalisation to support cultural and language revival, and to increase links between schools and their local Aboriginal communities.

Each Years K–10 Language course includes Years 7–10 Life Skills outcomes and content for students with special education needs.

What students learn in the study of a modern language

Students develop the knowledge, understanding and skills necessary for effective communication in a language. They learn to interact, access and respond to information and compose texts.

They develop an understanding of the language system including sound, writing, grammar and text structure.

Students also develop intercultural understanding of the interrelationship between language and culture and consider how interaction shapes communication and identity.

Students develop the skills to communicate in another language. They listen and respond to spoken language. They learn to read and respond to written texts in the language they are learning. Students establish and maintain communication in familiar situations using the language.

Students explore the diverse ways in which meaning is conveyed by comparing and contrasting features of the language. They develop a capacity to interact with people, their culture and their language.

Year 8 Assessment Schedule

COURSE: Languages

	Task 1	Task 2	Task 3	Task 4
	Term 1, Week 9 Weight 20%	Term 2, Week 4 Weight 30%	Term 3, Week 8 Weight 20 %	Term 4, Week 4 Weight 30%
	Nature Of Task: Culture Assignment	Nature Of Task: Half – Yearly Examination Grammar, Speaking. Listening,	Nature Of Task: Writing Task - Description in the target language	Nature Of Task: Yearly Examination Grammar, Speaking Listening
Grades	A-E grade is awarded for this task	A-E grade is awarded for this task	A –E grade is awarded for this task	A –E grade is awarded for this task
Outcomes	4.M.B.C.2	4.U.L.1	4 U.L.2	4 U.L.3

Semester 1 Outcomes/key concepts

Outcome 4.M.B.C.2 A student demonstrates knowledge of the key features of the culture of Japanese or German speaking communities

Outcome 4.U.L.1 A student demonstrates an understanding of the main ideas and supporting detail in spoken texts and responds appropriately

Outcome 4 U.L.2 A student demonstrates understanding of the main ideas and supporting detail in written texts and responds appropriately

Outcome 4 U.L.3 A student establishes and maintains communication in familiar situations

Mathematics

Course Description

Mathematics is used to identify, describe and apply patterns and relationships. It provides a precise means of communication and is a powerful tool for solving problems both within and beyond mathematics. Mathematical ideas are constantly developing, and mathematics is integral to scientific and technological advances in many fields of endeavour. Digital technologies provide access to new tools for continuing mathematical exploration and invention. In addition to its practical applications, the study of mathematics is a valuable pursuit in its own right, providing opportunities for originality, challenge and leisure.

Mathematics in Years 7–10 focuses on developing increasingly sophisticated and refined mathematical understanding, fluency, communication, logical reasoning, analytical thought and problem-solving skills. These capabilities enable students to respond to familiar and unfamiliar situations by employing strategies to make informed decisions and solve problems relevant to their further education and everyday lives.

Students develop understanding and fluency in mathematics through inquiry, exploring and connecting mathematical concepts, choosing and applying problem-solving skills and mathematical techniques, communication, and reasoning.

They study Number and Algebra, Measurement and Geometry, and Statistics and Probability. Within these strands they will cover a range of topic areas including: financial mathematics, algebraic techniques, equations, linear and non-linear relationships, surface area and volume, properties of geometrical figures, trigonometry, data collection and representation, data analysis, and probability.

Year 8 Assessment Schedule

COURSE: Mathematics Content and Assessment Outline

Term 1 - 11 weeks

Week1	Week2	Week3	Week4	Week5	Week6	Week7	Week8	Week9	Week10	Week11
Pythagoras' Theorem			Working with Numbers				Algebra			
MA4-1WM, MA4-2WM, MA4-16MG			MA4-WM, MA4-2WM, MA4-3WM, MA4-4NA, MA4-9NA				MA4-1WM, MA4-2WM, MA4-3WM, MA4-8NA			
Pythagoras' Theorem, Identifying sides, Pythagorean triads, irrational numbers, converse theorem.			Mental calculation, adding and subtracting integers, multiplying and dividing integers and decimals, order of operations, terminating and recurring decimals, powers and roots, prime factors, index laws				Expanding algebraic expressions, factorising algebraic expressions			
Self-Evaluation, Topic Tests			Self-Evaluation, Topic Tests				Self-Evaluation, Topic Tests			

Term 2 - 10 weeks

Week1	Week2	Week3	Week4	Week5	Week6	Week7	Week8	Week9	Week 10
Geometry			Area and Volume			Fractions and Percentages			
MA4-1WM, MA4-2WM, MA4-3WM, MA4-17MG, MA4-18MG			MA4-1WM, MA4-2WM, MA4-12MG, MA4-13MG, MA4-14MG			MA4-1WM, MA4-2WM, MA4-3WM, MA4-5NA, MA4-6NA			
Angle Geometry, Angles on Parallel Lines, Line and Rotational Symmetry, Classifying Triangles, Classifying Quadrilaterals, Properties of Quadrilaterals, Angle Sums of Triangles and Quadrilaterals, Angles Sum of a Polygon			Finding perimeters, areas and solving problems of various shapes, use formulas to find areas of various shapes, converting between different units of measurement, finding volumes of various solids.			Determine HCF and LCM, expressing fractions in various forms.			
Self-Evaluation, Topic Tests			Semester 1 Examination	Self-Evaluation, Topic Tests			Self-Evaluation, Topic Tests		

Term 3 - 10 weeks

Week1	Week2	Week3	Week4	Week5	Week6	Week7	Week8	Week9	Week 10
Equations			Ratio, Rates and Time			Graphing Linear Equations			
MA4-1WM, MA4-2WM, MA4-3WM, MA4-10NA			MA4-1 WM, MA4-2 WM, MA4-3 WM, MA4-7 NA, MA4-15 MG, MA4-6NA:			MA4-1 WM, MA4-3 WM, MA4-11 NA			
Simple Linear Equations, Substitution, Simple Quadratic Equations			Simplifying ratios, scale maps, dividing a quantity in different ratios, rates, best buys, speed, distance/time graphs, sketching informal graphs, time conversions, 12 and 24 hour notation, time difference			Table of values, Finding the rule, Number plane, Graphing, Finding equation of the line, Intersecting lines			
Self-Evaluation, Topic Tests			Self-Evaluation, Topic Tests			Self-Evaluation, Topic Tests			

Term 4 - 10 weeks

Week1	Week2	Week3	Week4	Week5	Week6	Week7	Week8	Week9	Week10
Congruent Figures			Investigating Data			Probability			
MA4-1 WM, MA4-2 WM, MA4-3 WM, MA4-7 MG, MA4-18 MG			MA4-1 WM, MA4-3 WM, MA4-19 SP			MA4-1 WM, MA4-2 WM, MA4-3 WM, MA4-21 SP			
Identifying and matching congruent figures, Determining and investigating conditions for congruency, applying and using congruency tests.			Types of data, organising and displaying data, mean, median, mode, range, frequency tables, dot plots, stem-and-leaf, frequency histograms and polygons, comparing samples, analysing data			Establishing and identifying various patterns of probabilities, calculating probabilities of complementary and non-complementary events, constructing, interpreting and analysing Venn diagrams and two-way tables			
Self-Evaluation, Topic Tests				Semester 2 Examination	Self-Evaluation, Topic Tests		Self-Evaluation, Topic Tests		

Music

Course Description

All students should have the opportunity to develop their musical abilities and potential. As an artform, music pervades society and occupies a significant place in world cultures and in the oral and recorded history of all civilisations. Music plays important roles in the social, cultural, aesthetic and spiritual lives of people. At an individual level, music is a medium of personal expression. It enables the sharing of ideas, feelings and experiences. The nature of musical study also allows students to develop their capacity to manage their own learning, engage in problem-solving, work collaboratively and engage in activity that reflects the real world practice of performers, composers and audiences.

What will students learn about?

In both the Mandatory and Elective courses, students will study the concepts of music (duration, pitch, dynamics and expressive techniques, tone colour, texture and structure) through the learning experiences of performing, composing and listening, within the *context* of a range of styles, periods and genres.

The Mandatory course requires students to work in a broad range of musical contexts, including an exposure to art music and music that represents the diversity of Australian culture. The Elective course requires the study of the compulsory topic Australian Music, as well as a number of optional topics that represent a broad range of musical styles, periods and genres.

What will students learn to do?

In Music, students learn to perform music in a range of musical contexts, compose music that represents the topics they have studied and listen with discrimination, meaning and appreciation to a broad range of musical styles.

The study of the concepts of music underpin the development of skills in performing, composing and listening.

Year 8 Assessment Schedule
COURSE: Music (Mandatory) Semester 1 and Semester 2

Each of these three tasks are to be completed in each semester.	Task 1 and 4	Task 2 and 5	Task 3 and 6
	Term 1 Weeks 5 & 10 Term 2 Week 4 and Term 3 Week 7	Term 1 Weeks 10 & 10 and Term 3 Weeks 9 & 10	Term 2 Week 5 And Term 4 Week 5
	Nature Of Task: Graphic Notation, Pentatonic Scale Composition / Cord Progression and Carnival of animals composition / Guitar Rock Composition.	Nature Of Task: Performance Keyboard Assessment/Guitar Assessment	Nature Of Task: Listening task Listening Task
Grades	A-E Grade is awarded for this task	A-E Grade is awarded for this task	A-E Grade is awarded for this task
Outcomes	4.4.4.5.4.6, 4.11,4.12	4.1.4.2.4.3, 4.11,4.12	4.7.4.8.4.9, 4.10 4.11,4.12

Syllabus Outcomes

- 4.1** performs in a range of musical styles demonstrating an understanding of musical concepts
- 4.2** performs music using different forms of notation and different types of technology across a broad range of musical styles
- 4.3** performs music demonstrating solo and/or ensemble awareness
- 4.4** demonstrates an understanding of musical concepts through exploring, experimenting, improvising, organising, arranging and composing
- 4.5** notates compositions using traditional and/or non-traditional notation
- 4.6** experiments with different forms of technology in the composition process
- 4.7** demonstrates an understanding of musical concepts through listening, observing, responding, discriminating, analysing, discussing and recording musical ideas
- 4.8** demonstrates an understanding of musical concepts through aural identification and discussion of the features of a range of repertoire
- 4.9** demonstrates musical literacy through the use of notation, terminology, and the reading and interpreting of scores used in the music selected for study
- 4.10** identifies the use of technology in the music selected for study, appropriate to the musical context
- 4.11** demonstrates an appreciation, tolerance and respect for the aesthetic value of music as an artform
- 4.12** demonstrates a developing confidence and willingness to engage in performing, composing and listening experiences

PDHPE

Course Description

The Personal Development, Health and Physical Education (PDHPE) K–10 syllabus provides a strengths-based approach towards developing the knowledge, understanding and skills students need to enhance their own and others' health, safety, wellbeing and participation in physical activity in varied and changing contexts. The syllabus provides opportunities for students to develop self-management, interpersonal and movement skills to help students become empowered, self-confident and socially responsible citizens.

The PDHPE Years 7–10 syllabus includes Life Skills outcomes and content for students with special education needs.

What will students learn?

The PDHPE K–10 Syllabus is organised into three content strands with a focus on three PDHPE skill domains. All students should be provided with opportunities to develop their knowledge, understanding and skills across a range of health and physical education concepts and contexts by studying content in an integrated manner and through practical application. The three strands include:

Health, Wellbeing and Relationships – students develop the knowledge, understanding and skills important for building respectful relationships, enhancing personal strengths and exploring personal identity to promote the health, safety and wellbeing of themselves and others. They develop strategies to manage change, challenges, power, abuse, violence and learn how to protect themselves and others in a range of situations.

Movement Skill and Performance – students focus on active participation in a broad range of movement contexts to develop movement skill and enhance performance. They develop confidence and competence to engage in physical activity. Students develop an understanding of movement concepts and the features of movement composition as they engage in a variety of planned and improvised movement experiences. They create and compose movement to achieve specific purposes and performance goals. Through movement experiences students also develop self-management and interpersonal skills to support them to strive for enhanced performance and participation in a lifetime of physical activity.

Healthy, Safe and Active Lifestyles – students focus on the interrelationship between health and physical activity concepts. They develop the knowledge, understanding and skills to empower them to make healthy and safe choices and take action to promote the health, safety and wellbeing of their communities. They engage with a range of health issues and identify strategies to keep them healthy, safe and active.

Throughout the course students develop, strengthen and refine key PDHPE skills that allow them to take action and advocate for health, safety, wellbeing and participation in physical activity of themselves and others. This includes an emphasis on self-management, interpersonal and movement skills.

Year 8 Assessment Schedule COURSE: PDHPE

	Task 1	Task 2	Task 3	Task 4
	Term 1 Week 7	Ongoing Term 1	Ongoing Term 2-3	Term 3 Week 10
	Nature of Task: Diversity Assessment Task	Nature of Task: Fundamentals of Gymnastics Assessment Task	Nature of Task: Movement Skill and Performance Assessment Task	Nature of Task: Managing Safety and Risk Assessment Task
	A-E grade is awarded for this task	A-E grade is awarded for this task	A-E grade is awarded for this task	A-E grade is awarded for this task
Outcomes	PD4-3 PD4-10	PD4-4 PD4-5 PD4-11	PD4-4 PD4-5 PD4-11	PD4-7 PD4-8

Syllabus Outcomes

PD4-1 examines and evaluates strategies to manage current and future challenges
PD4-2 examines and demonstrates the role help-seeking strategies and behaviours play in supporting themselves and others
PD4-3 investigates effective strategies to promote inclusivity, equality and respectful relationships
PD4-4 refines, applies and transfers movement skills in a variety of dynamic physical activity contexts
PD4-5 transfers and adapts solutions to complex movement challenges
PD4-6 recognises how contextual factors influence attitudes and behaviours and proposes strategies to enhance health, safety, wellbeing and participation in physical activity
PD4-7 investigates health practices, behaviours and resources to promote health, safety, wellbeing and physically active communities
PD4-8 plans for and participates in activities that encourage health and a lifetime of physical activity
PD4-9 demonstrates self-management skills to effectively manage complex situations
PD4-10 applies and refines interpersonal skills to assist themselves and others to interact respectfully and promote inclusion in a variety of groups or contexts
PD4-11 demonstrates how movement skills and concepts can be adapted and transferred to enhance and perform movement sequences

Science

Course Description

Science develops students' skills, knowledge and understanding in explaining and making sense of the biological, physical and technological world. Through applying the processes of Working Scientifically students develop understanding of the importance of scientific evidence in enabling them as individuals and as part of the community to make informed, responsible decisions about the use and influence of science and technology on their lives.

What will students learn?

Through their study of Science, students develop knowledge of scientific concepts and ideas about the living and non-living world. They gain increased understanding about the unique nature and development of scientific knowledge, the use of science and its influence on society, and the relationship between science and technology.

Students actively engage individually and in teams in scientific inquiry. They use the processes of Working Scientifically to plan and conduct investigations. By identifying questions and making predictions based on scientific knowledge and drawing evidence-based conclusions from their investigations, students develop their understanding of scientific ideas and concepts, and their skills in critical thinking and problem-solving. They gain experience in making evidence-based decisions and in communicating their understanding and viewpoints

Year 8 Assessment Schedule COURSE: Science

Year 8 Assessment Schedule				
Task	1	2	3	4
Date	Term 1 Week 10	Term 2 Week 9	Term 3 Week 9	Term 4 Week 3
Topic(s)	Physics - Forces	Biology - Body Systems	Chemistry - Separations	Earth – Rocks Earth – The Water Cycle
Task Description	STILE Task	Biotechnology presentation	(Depth Study) GRP	Yearly Examination
Outcomes Assessed	SC4-7WS SC4-10PW SC4-17CW	SC4 3VA SC4-9WS	SC4-4WS SC4-5WS	SC4-13ES SC4-7WS SC4-11PW

Semester 1 Syllabus Outcomes	Semester 2 Syllabus Outcomes
<p>SC4-7WS processes and analyses data from a first-hand investigation and secondary sources to identify trends, patterns and relationships, and draw conclusions</p> <p>SC4-10PW describes the action of unbalanced forces in everyday situations</p> <p>SC4-17CW explains how scientific understanding of, and discoveries about, the properties of elements, compounds and mixtures relate to their uses in everyday life</p> <p>SC4 3VA demonstrates confidence in making reasoned, evidence-based decisions about the current and future use and influence of science and technology, including ethical considerations</p> <p>SC4-9WS presents science ideas, findings and information to a given audience using appropriate scientific language, text types and representations</p>	<p>SC4-4WS identifies questions and problems that can be tested or researched and makes predictions based on scientific knowledge</p> <p>SC4-5WS collaboratively and individually produces a plan to investigate questions and problems</p> <p>SC4-13ES explains how advances in scientific understanding of processes that occur within and on the Earth, influence the choices people make about resource use and management</p> <p>SC4-7WS processes and analyses data from a first-hand investigation and secondary sources to identify trends, patterns and relationships, and draw conclusions</p> <p>SC4-11PW discusses how scientific understanding and technological developments have contributed to finding solutions to problems involving energy transfers and transformations</p>

STEM

The term “STEM” was first suggested by Dr Judith Ramaley in 2001, as an Assistant Director of the U.S. National Science Foundation’s Education and Human Resources division.

Ramaley said *“In STEM, science and math serve as bookends for technology and engineering. Science and math are critical to a basic understanding of the universe, while engineering and technology are means for people to interact with the universe.”*

Dr Mark Sanders, widely considered the father of integrated STEM, defines STEM as *“the application of technological/engineering design based pedagogical approaches to intentionally teach content and practices of science and mathematics education through the content and practices of technology/engineering education.”*

What will students learn?

Students complete a range of individual and group project based learning activities that integrate the individual disciplines of STEM.

Students will use an engineering design process and technology to apply scientific principles and mathematical concepts. Cross discipline knowledge is applied through practical activities. Entrepreneurial skills including problem solving; collaboration and teamwork; graphical, digital, written and verbal communication; creativity are developed during the project work students undertake. Where applicable, students work through real world problems, however, the main idea driving this course is to increase student engagement with STEM subjects.

Year 8 Assessment Schedule

COURSE: STEM

Semester 1		Semester 2	
Task 1	Task 2	Task 3	Task 4
Term 1, Week 10	Term 2, Week 10	Term 3, Week 10	Term 4, Week 10
Task Description: Mission to Mars	Task Description: Bottle Rocket	Task Description: Cardboard Arcade	Task Description: Marshmallow Launcher
50% A-E Grade is awarded for this task	50% A-E Grade is awarded for this task	50% A-E Grade is awarded for this task	50% A-E Grade is awarded for this task
Outcomes: A variety of outcomes from Design and Technology, Graphics Technology, Industrial Technology, Mathematics and Science are assessed.			

Visual Arts

Course Description

Visual Arts provides opportunities for students to enjoy the making and studying of art. It builds an understanding of the role of art in all forms of media, both in the contemporary and historical world, and enables students to represent their ideas and interests in artworks. Visual Arts enables students to become informed about, understand and write about their contemporary world.

What will students learn about?

Students will learn and enjoy making different kinds of artworks in 2D, 3D and/or 4D forms. They learn to represent their ideas and interests with reference to contemporary trends and how artists' including painters, sculptors, architects, designers, photographers and ceramists, make artworks.

Students learn about how art is shaped by different beliefs, values and meanings by exploring artists and artworks from different times and places and relationships in the Artworld between the Artist – Artwork – World – Audience. They also explore how their own lives and experiences can influence their artmaking and critical and historical studies.

What will students learn to do?

Students learn to make artworks using a range of materials and techniques in 2D, 3D and 4D forms, including traditional and more contemporary forms, site-specific works, installations, video and digital media and other ICT forms, to build a body of work over time. They learn to develop their research skills, approaches to experimentation and how to make informed personal choices and judgements. They learn to record procedures and activities about their artmaking practice in their Visual Arts diary.

They learn to investigate and respond to a wide range of artists and artworks in artmaking, critical and historical studies. They also learn to interpret and explain the function of and relationships in the Artworld between the Artist – Artwork – World – Audience to make and study artworks.

Year 8 Assessment Schedule

COURSE: Visual Arts

	Task 1 In Class Theory Task	Task 2 Collection Of Artworks	Task3 Common Research Task	Task 4 Collection Of Artworks
	Date: Term 1, Weeks 10 & 11	Date: Term 2, Week 3	Date: Term 3, Week 7	Date: Term 4, Week 3
	Nature Of Task: In Class Theory task	Nature Of Task: In Class Practical task	Nature Of Task: In Class Theory task	Nature Of Task: In Class Practical task
Grades	A-E Grade is awarded for this task	A-E Grade is awarded for this task	A-E Grade is awarded for this task	A-E Grade is awarded for this task
Outcomes	4.7,4.8,4.9,4.10	4.1,4.2,4.3,4.4,4.5,4.6	4.7,4.8,4.9,4.10	4.1,4.2,4.3,4.4,4.5,4.6

Syllabus Outcomes

4.1	uses a range of strategies to explore different art making conventions and procedures to make artworks
4.2	explores the function of and relationships between artist – artwork – world – audience
4.3	makes artworks that involve some understanding of the frames
4.4	recognises and uses aspects of the world as a source of ideas, concepts and subject matter in the visual arts
4.5	investigates ways to develop meaning in their artworks
4.6	selects different materials and techniques to make artworks
4.7	explores aspects of practice in critical and historical interpretations of art
4.8	explores the function of and relationships between the artist – artwork – world – audience
4.9	begins to acknowledge that art can be interpreted from different points of view
4.10	recognises that art criticism and art history construct meanings

Getting Support

If you have any questions/concerns about a subject that you are studying in Year 8 you are encouraged to speak to the Faculty Head Teacher. The following is a list of Faculty Head Teachers:



Faculty	Faculty Head Teachers
CAPA	Mrs McDermott (Rel) and Mrs Davidson (Rel)
English	Mrs Nielsen
Geography	Mr Celestino
History	Mr Neale
Languages	Mr Neale
Mathematics	Mr Plowes
Personal Development/Health/Physical Education (PDHPE)	Miss Boyles (Rel)
Science	Mr Matchett
Special Education	Mrs Mafi
Technological and Applied Studies (TAS)	Mr Byrne

What is Creative Commons?

Creative Commons is a copyright licensing system where the owners of copyright allow others to use their work by giving their permission upfront ie the user does not have to seek the owners permission. Creative Commons is primarily used for online content such as pictures, video, music and text. Students, Teachers and community members can freely apply creative commons licenses to their own work. To apply a license visit: <http://creativecommons.org/choose/>

What do the different licences mean?

Material licensed under Creative Commons uses either the grey, black and white logos or the two letter codes demonstrated below. Each combination specifies the conditions in which the work can be used. Logos and license descriptions were sourced from: <http://creativecommons.org/licenses/>




Attribution CC BY

This license lets others distribute, remix, tweak, and build upon your work, even commercially, as long as they credit you for the original creation. This is the most accommodating of licenses offered.



Attribution-ShareAlike CC BY-SA

This license lets others remix, tweak, and build upon your work even for commercial purposes, as long as they credit you and license their new creations under the identical terms.



Attribution-NoDerivs CC BY-ND

This license allows for redistribution, commercial and non-commercial, as long as it is passed along unchanged and in whole.



Attribution-NonCommercial CC BY-NC

This license lets others remix, tweak, and build upon your work non-commercially, and although their new works must also acknowledge you and be non-commercial, they don't have to license their derivative works on the same terms.



Attribution-NonCommercial-ShareAlike CC BY-NC-SA

This license lets others remix, tweak, and build upon your work non-commercially, as long as they credit you and license their new creations under the identical terms



Attribution-NonCommercial-NoDerivs CC BY-NC-ND

This license only allows others to download your works and share them with others as long as they credit you, but they can't change them in any way or use them commercially.

How to find material licensed under Creative Commons.

Creative Commons Search Engine

<http://search.creativecommons.org/>

When you click on the links on this page, you are redirected to the relevant site but the search filters are adjusted to search only for creative commons licensed content. (Note: student access is blocked when they click on any of these links at school.



PTO

Macquarie Fields High School
Information Resource Centre



Google Advanced Search (text)

http://www.google.com.au/advanced_search?hl=en

To activate the creative commons filter, click on the date, usage, rights, region and more link



Flickr (Advanced Search)

<http://www.flickr.com/search/advanced/>

To activate the creative commons filter, tick the box adjacent to the creative commons logo. There are additional filters under this box to choose content that can be modified for commercial use or only display content that the author has given permission to modify, adapt or build upon.



How to attribute Creative Commons material.



Step 1: record the type of License using the two letter codes in parentheses.

Step 2: record where the material is located (eg Flickr or Jamendo) and the name of the owner/ author followed by a full stop.

Step 3: Copy and paste the full URL of the material (if it is found online) or the name of the publisher (if not online)

Example:

cc licensed (BY NC SA) flickr photo by A. Diez Herrero. <http://www.flickr.com/photos/21572939@N03/2090542246/>

Need further assistance?

If you need additional assistance locating, using and attributing Creative Commons material please speak with the Teacher Librarian or a member of the Library staff.

Macquarie Fields High School
Information Resource Centre



How to write different types of reference for Assessments (Harvard System)

Books

You must include commas, and *italics* where demonstrated

Author Surname , First Initial Year of Publication , *Book Title in Italics* , Publisher name , City of publication

Magazines and Newspapers

Author Surname , First Initial Year of Publication , 'Article title with quote marks at the start and end' , *Newspaper Title in Italics* , Volume Number or Date of publication Eg Vol. 3 , Page number

Webpages and Podcasts

Author Surname , First Initial Year of Publication , *Page Title in Italics* , Page Host name , viewed on date , URL of webpage copied from the address bar.

Blogs

Author Surname , First Initial Year of Publication , 'Article title with quote marks at the start and end' , Blog Name , viewed on date , URL of webpage copied from the address bar.

Wikis

'Article title with quote marks at the start and end' Year of Publication , WikiName , viewed on date , URL of webpage copied from the address bar.

YouTube

Username Year of Publication , Clip name , date loaded to YouTube , viewed on date , URL of webpage copied from the address bar.